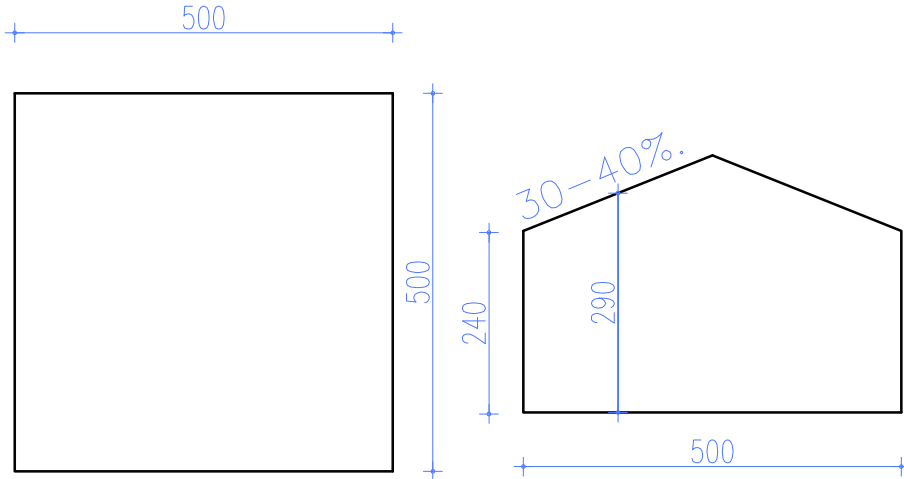
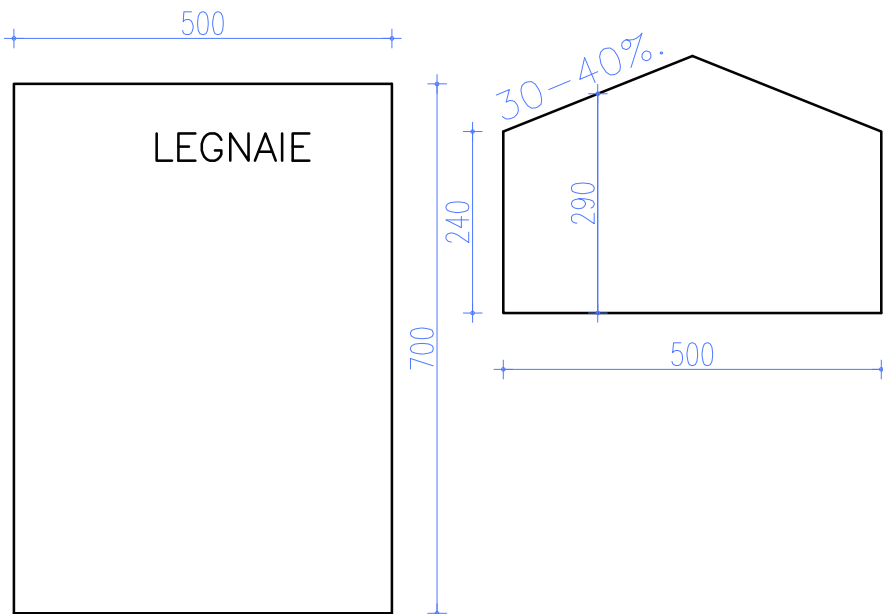


LEGNAIE

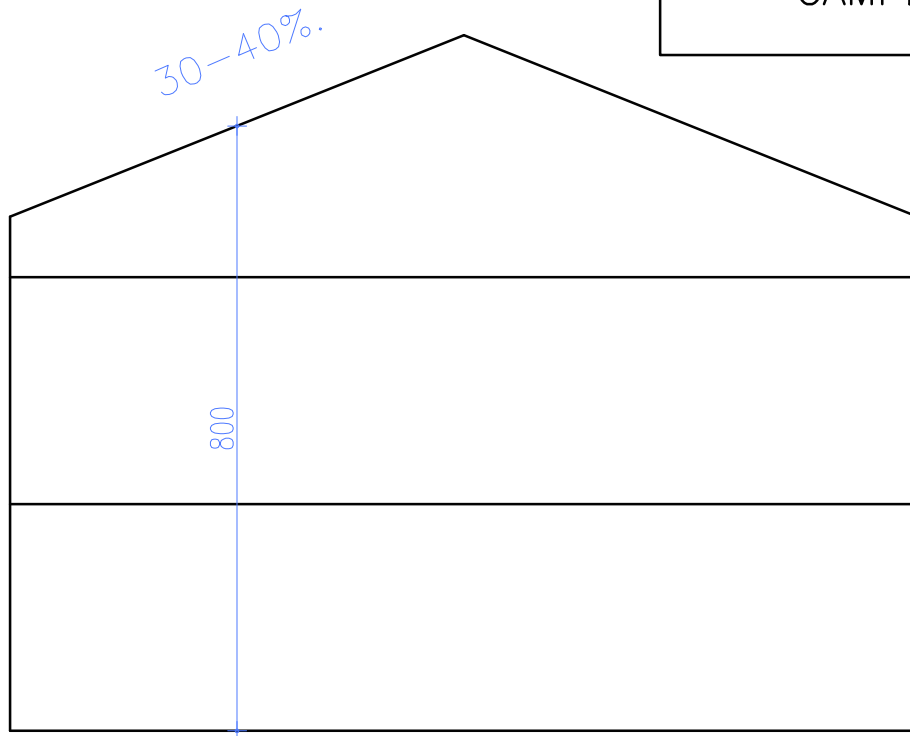


CONTROLLO:
1 alloggio
 $hm2.9 \times 25mq = 72.5 \text{ mc}$



CONTROLLO:
più alloggi
 $2.9 \times 35mq = 101.5 \text{ mc}$

ART.17.2
CAMPEGGI



CONTROLLO: 2800 mc
 $2800\text{mc}/8 = \text{mq.}350 \times 3 = 1050 \text{ SUL}$
 $1050-20\% \text{ muri ecc} = 840 \text{ SUN}$

ART.17.6
CAMPEGGI

LOC.GIASENEI
con HOTEL CHALET GIASENEI
DI PRORIETA' COMUNALE

PRG IN VIGORE: 4000mc con hmax 12
 $4000:12 = \text{mq. } 333.33 \times 4 = 1333.32$
= MQ. 1333 SUL

SUN MAX 1046mq COME
"INSED.BASSA DENSITA' TURISTICI"

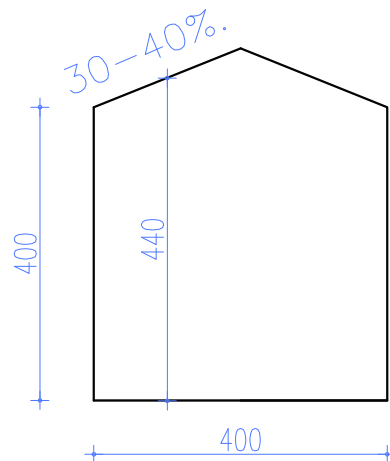
ART.21.
AREA AGRICOLA

ART. 21 AGRICOLA comma 3

RICONVERSIONE B) C) 20% E 10% con Ve1000mc

(MQ117xH8.5) $1000mc / 8.5 = 117.64$ sedime
-20%(muri ecc) = 95 SUN x 3
piani = 285 SUN

ART. 21 AGRICOLA comma 3



"BARCH"

4x4xhm 4.40 = MC 70.40

SUL = 16mq

Hm 4.40

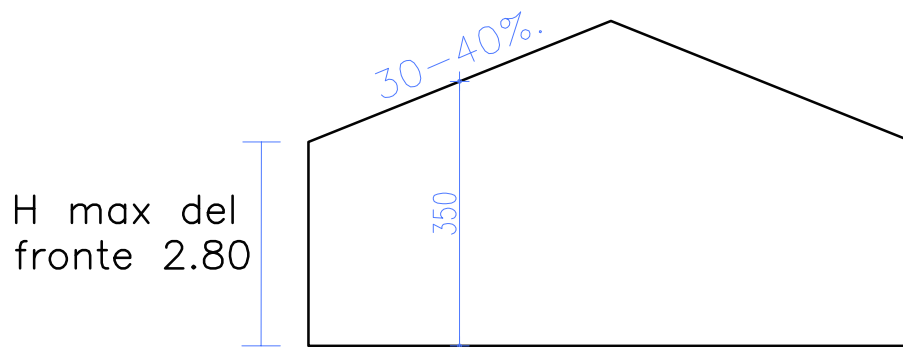
ART. 21 AGRICOLA comma 5

$$3000\text{mc} / 8.5 = 352.94 \times 3 = 1058 \text{ SUL (arrotond. 1000)}$$

FONDO TIPO minimo: 10.000
RC 1%
SUL 100

ART. 21 AGRICOLA comma 5

STRUTTURE ACCESSORIE
 $200\text{mc} / h 3.50 = 57.14\text{mq}$
arrotond. 60mq



$4000\text{mc} / \text{H max } 4.5 =$
 $888.88 \times 1 = 888 \text{ SUL}$
arr 880 mq SUL

ART 24 PASCOLI
comma 4

su 1 ettaro (10.000) x IF 0.01
100 mc /h 3 ("stalon")
 $33.33\text{mq}/100 = 0.35\%$

ART 25 improduttivo
comma 3

$1000\text{mc} / 5 = 200\text{mq} \times 2$
piani = 400 mq SUL

ART 27 DEPURATORI
comma 6

$2000\text{mc} / 6 = 333.33\text{mq} \times$
2 piani = 666.66 mq
ARROT. 660 MQ SUL

ART 29 parcheggi
comma 2

A. $450\text{mc} / 4.5 = 100\text{mq} \text{ SUL}$